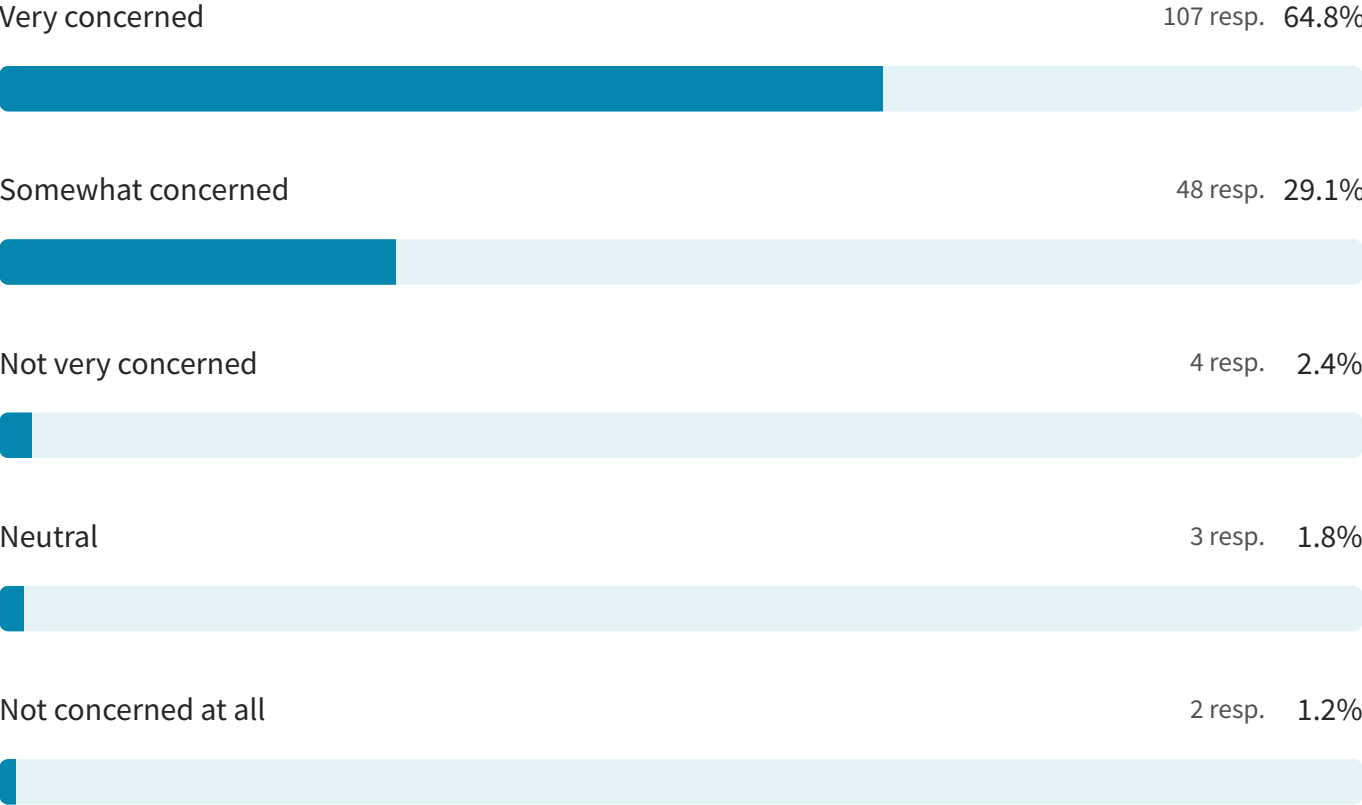


Sea Level Rise Adaptation Survey #1 (Existing Conditions/Project Goals) (copy)

167 responses

How concerned are you about sea level rise and flooding for our community?

165 out of 167 answered



Unsure, need more information

1 resp. 0.6%



How important is it for our community to address sea level rise and flooding?

160 out of 167 answered

Very important

128 resp. 80%




Somewhat important

26 resp. 16.2%




Neutral

3 resp. 1.9%



Not important at all

2 resp. 1.2%



Unsure, need more information

1 resp. 0.6%



Not very important

0 resp. 0%



What impact from sea level rise and inland flooding concerns you the most?

163 out of 167 answered

Flooding or inundation around where I live or work

99 resp. 60.7%



Impacts to my community's safety

71 resp. 43.6%



Loss of property values

67 resp. 41.1%



Damage to roads and utilities

60 resp. 36.8%



Displacement of community members

52 resp. 31.9%



Disruption to emergency services

29 resp. 17.8%




Disruption to my commute or mobility

20 resp. 12.3%



Impacts to parks or recreational spaces I use

15 resp. 9.2%



Ensuring functionality of commercial maritime infrastructure (ports, ferry terminals, shipping services) 14 resp. 8.6%



Disruption to my access to the waterfront 6 resp. 3.7%




What do you think should be the top priorities for our community in addressing sea level rise?

165 out of 167 answered


Investing in nature based solutions such as protective oyster beds and living shorelines 106 resp. 64.2%



Adding green infrastructure such as rain gardens and street trees to reduce flooding 69 resp. 41.8%




Constructing shoreline protection such as levees and seawalls 66 resp. 40%

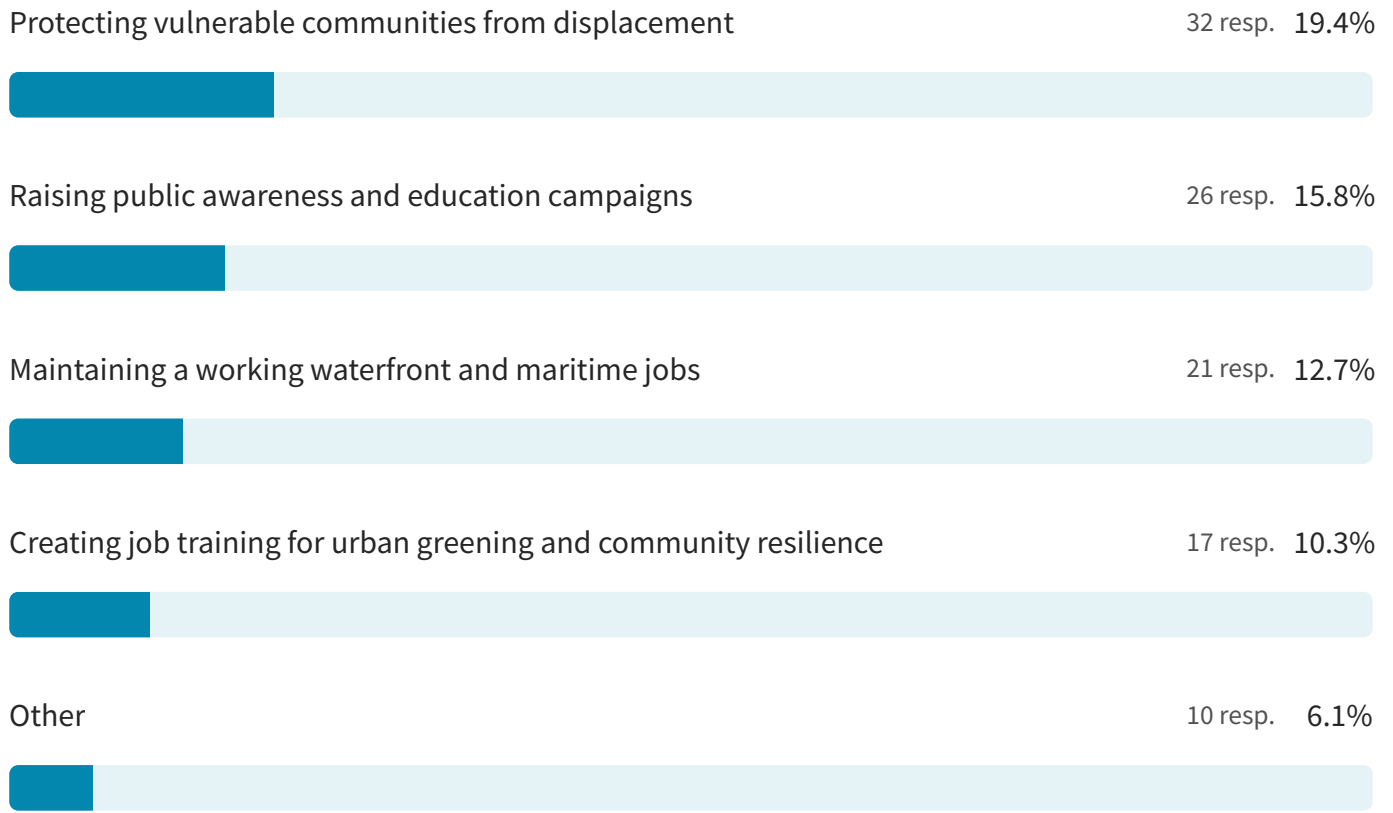


Protecting shoreline habitat and water quality 54 resp. 32.7%



Collaborating with neighboring communities and governments 50 resp. 30.3%

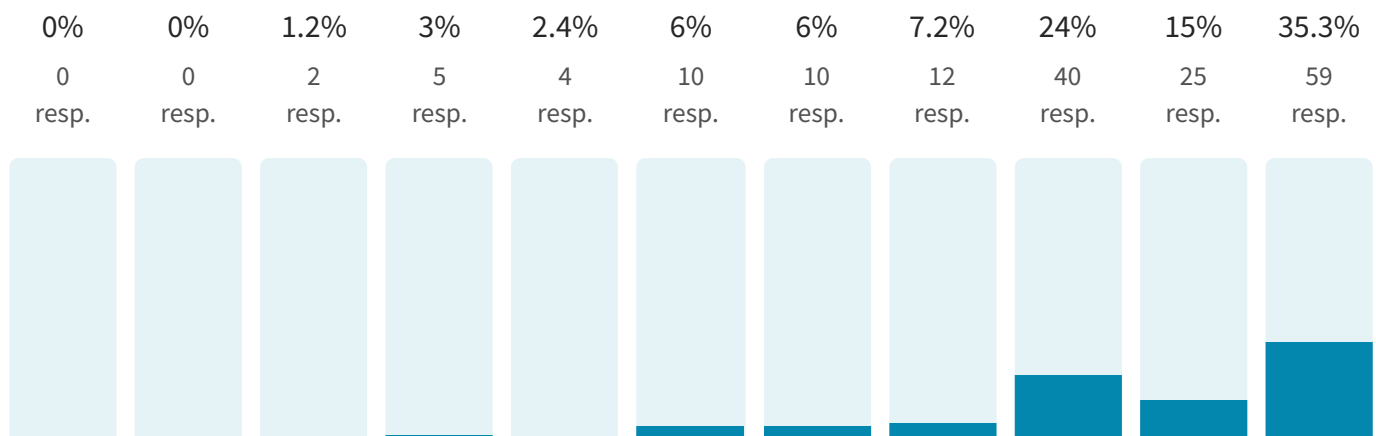




Please rank how easy you feel it is to access and enjoy the Oakland and Alameda shorelines on a scale of 1-10, with 10 as the easiest

167 out of 167 answered

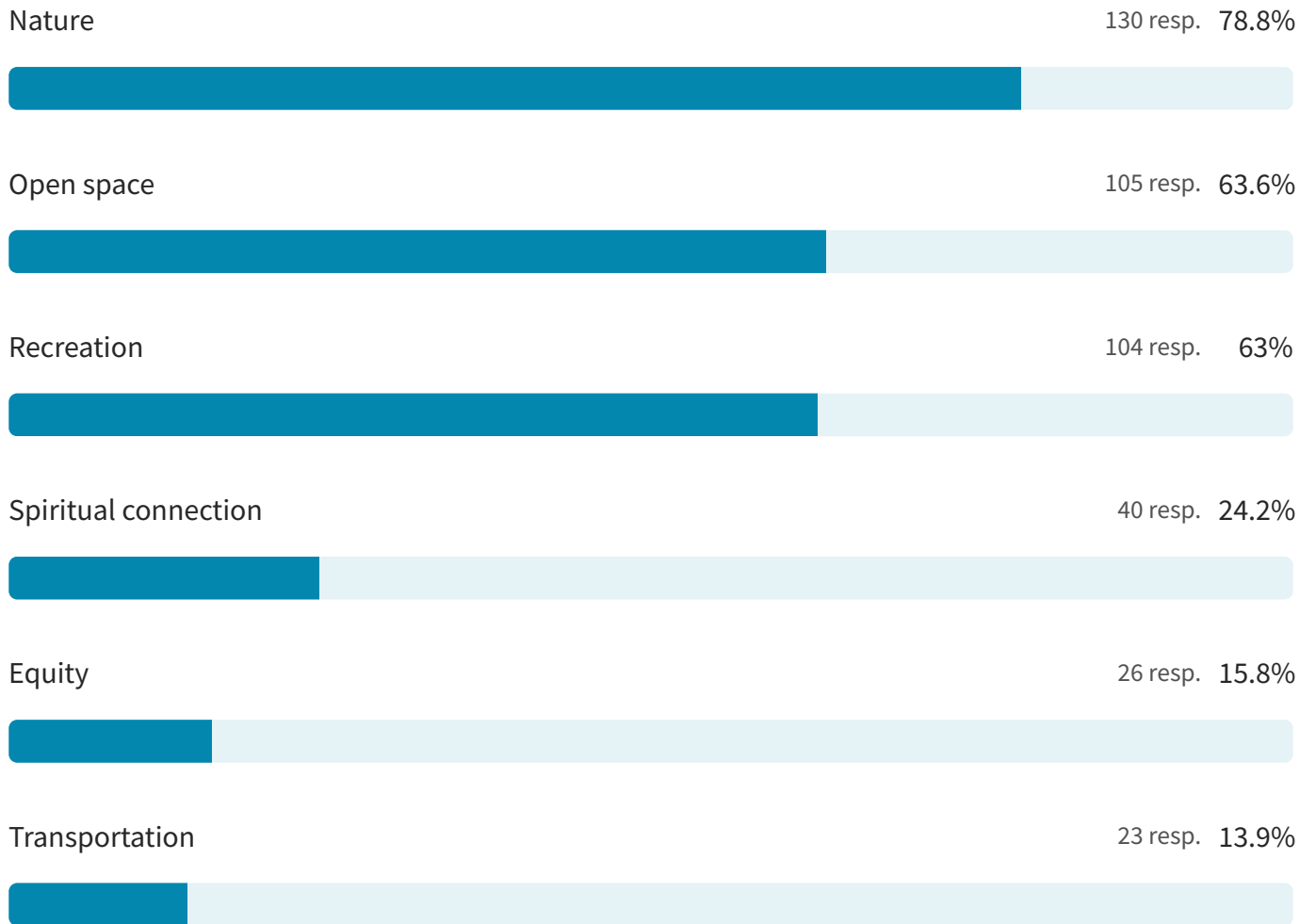
8.2 Average rating






Why is accessing the shoreline important to you?

165 out of 167 answered



Jobs and maritime services

15 resp. 9.1%



Would you like to be added to our mailing list to be kept updated on sea level rise projects in Oakland and Alameda?

167 out of 167 answered

Yes

105 resp. 62.9%



No

62 resp. 37.1%



Do you want to provide demographic information?

105 out of 167 answered

Yes

67 resp. 63.8%



No

38 resp. 36.2%



What is your age?

63 out of 167 answered

61-80 years

29 resp. 46%




41-60 years

18 resp. 28.6%




21-40 years

11 resp. 17.5%



81+ years

5 resp. 7.9%



0-20 years

0 resp. 0%



Do you rent or own your home?

65 out of 167 answered

Own 49 resp. 75.4%



Rent 16 resp. 24.6%




What is your racial background?

62 out of 167 answered

White/Caucasian 42 resp. 67.7%



Asian/Asian American 3 resp. 4.8%




Black/African American 3 resp. 4.8%




Multi-ethnic/multi-racial 3 resp. 4.8%




Prefer not to answer 3 resp. 4.8%

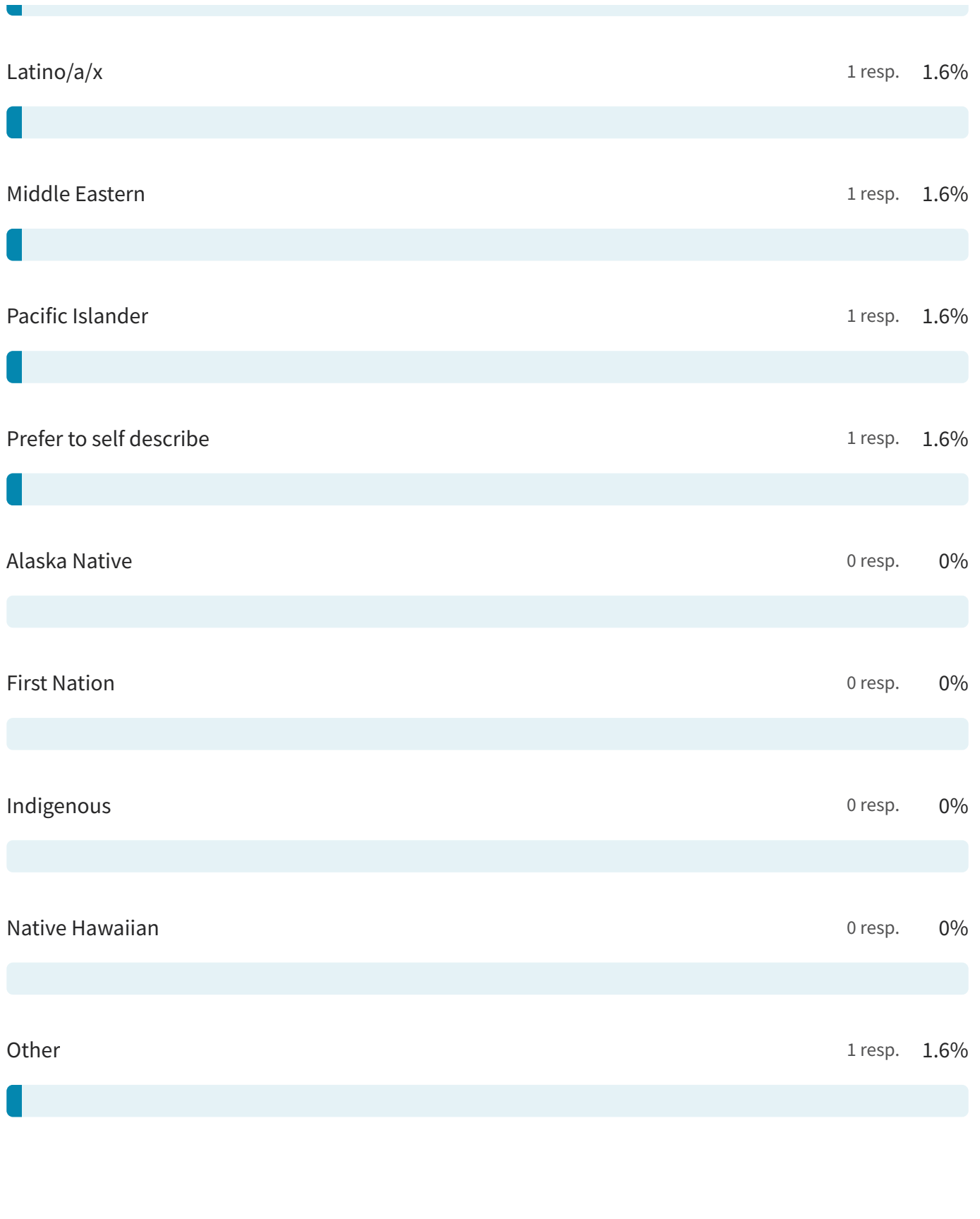


Hispanic 2 resp. 3.2%



American Indian 1 resp. 1.6%





What is your gender identity?

64 out of 167 answered

